

Item Statistics:

	Questions1	Questions2	Questions3	Questions4	Questions5	Questions6	Questions7
Sample Size	25	25	25	25	25	25	25
Number Missing	0	0	0	0	0	0	0
Mean	1.04	1.04	1.24	1.36	1.28	1.48	1.36
Variance	0.04	0.04	0.19	0.32	0.21	0.43	0.32
Standard Deviation	0.20	0.20	0.44	0.57	0.46	0.65	0.57
Standard Error	0.04	0.04	0.09	0.11	0.09	0.13	0.11
Minimum	1.00	1.00	1.00	1.00	1.00	1.00	1.00
Maximum	2.00	2.00	2.00	3.00	2.00	3.00	3.00
Median	1.00	1.00	1.00	1.00	1.00	1.00	1.00
Range	1.00	1.00	1.00	2.00	1.00	2.00	2.00
Sum	26.00	26.00	31.00	34.00	32.00	37.00	34.00
Sum of Squares	28.00	28.00	43.00	54.00	46.00	65.00	54.00
Skewness	5.00	5.00	1.30	1.34	1.04	1.05	1.34
Kurtosis	25.00	25.00	-0.35	1.04	-1.00	0.13	1.04
T Value	26.00	26.00	14.22	11.96	13.97	11.33	11.96
Mean Abs. Dev.	0.08	0.08	0.36	0.49	0.40	0.58	0.49
Percentile (25)	1.00	1.00	1.00	1.00	1.00	1.00	1.00
Percentile (50)	1.00	1.00	1.00	1.00	1.00	1.00	1.00
Percentile (75)	1.00	1.00	1.50	2.00	2.00	2.00	2.00
Inter Qrt. Range	0.00	0.00	0.50	1.00	1.00	1.00	1.00
Con. Interval (1%)	0.93	0.93	1.00	1.04	1.02	1.11	1.04
Con. Interval (5%)	0.96	0.96	1.06	1.13	1.09	1.21	1.13
Con. Interval (95%)	1.12	1.12	1.42	1.59	1.47	1.75	1.59
Con. Interval (99%)	1.15	1.15	1.48	1.68	1.54	1.85	1.68

	Questions8	Questions9	Questions10	Questions11	Questions12	Questions13	Questions14
Sample Size	25	25	25	25	25	25	25
Number Missing	0	0	0	0	0	0	0
Mean	1.44	1.16	1.44	1.32	1.24	1.48	1.52
Variance	0.42	0.14	0.34	0.31	0.19	0.51	0.34
Standard Deviation	0.65	0.37	0.58	0.56	0.44	0.71	0.59
Standard Error	0.13	0.07	0.12	0.11	0.09	0.14	0.12
Minimum	1.00	1.00	1.00	1.00	1.00	1.00	1.00
Maximum	3.00	2.00	3.00	3.00	2.00	3.00	3.00
Median	1.00	1.00	1.00	1.00	1.00	1.00	1.00
Range	2.00	1.00	2.00	2.00	1.00	2.00	2.00
Sum	36.00	29.00	36.00	33.00	31.00	37.00	38.00
Sum of Squares	62.00	37.00	60.00	51.00	43.00	67.00	66.00
Skewness	1.23	1.98	0.94	1.58	1.30	1.19	0.59
Kurtosis	0.51	2.06	0.00	1.84	-0.35	0.15	-0.54
T Value	11.07	15.50	12.35	11.85	14.22	10.36	12.97
Mean Abs. Dev.	0.56	0.27	0.53	0.46	0.36	0.61	0.54
Percentile (25)	1.00	1.00	1.00	1.00	1.00	1.00	1.00
Percentile (50)	1.00	1.00	1.00	1.00	1.00	1.00	1.00
Percentile (75)	2.00	1.00	2.00	2.00	1.50	2.00	2.00
Infer Qrt. Range	1.00	0.00	1.00	1.00	0.50	1.00	1.00
Con. Interval (1%)	1.08	0.95	1.11	1.01	1.00	1.08	1.19
Con. Interval (5%)	1.17	1.01	1.20	1.09	1.06	1.19	1.28
Con. Interval (95%)	1.71	1.31	1.68	1.55	1.42	1.77	1.76
Con. Interval (99%)	1.80	1.37	1.77	1.63	1.48	1.88	1.85

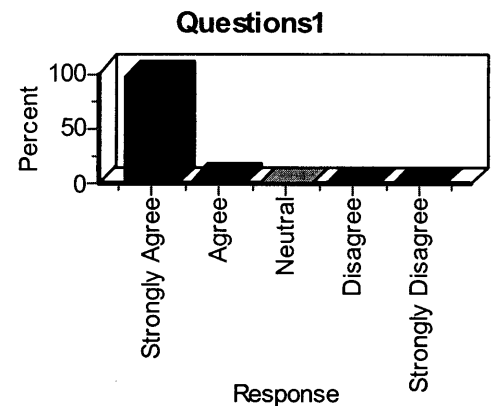
	Questions15	Questions16	Questions17	Questions18	Questions19	Questions20	Questions21
Sample Size	25	25	25	25	25	25	25
Number Missing	0	0	0	0	0	0	0
Mean	1.68	1.20	1.36	1.36	1.44	1.44	1.40
Variance	0.31	0.25	0.32	0.41	0.26	0.34	0.50
Standard Deviation	0.56	0.50	0.57	0.64	0.51	0.58	0.71
Standard Error	0.11	0.10	0.11	0.13	0.10	0.12	0.14
Minimum	1.00	1.00	1.00	1.00	1.00	1.00	1.00
Maximum	3.00	3.00	3.00	3.00	2.00	3.00	3.00
Median	2.00	1.00	1.00	1.00	1.00	1.00	1.00
Range	2.00	2.00	2.00	2.00	1.00	2.00	2.00
Sum	42.00	30.00	34.00	34.00	36.00	36.00	35.00
Sum of Squares	78.00	42.00	54.00	56.00	58.00	60.00	61.00
Skewness	-0.01	2.61	1.34	1.62	0.26	0.94	1.54
Kurtosis	-0.56	6.66	1.04	1.64	-2.11	0.00	1.00
T Value	15.09	12.00	11.96	10.66	14.21	12.35	9.90
Mean Abs. Dev.	0.49	0.34	0.49	0.52	0.49	0.53	0.58
Percentile (25)	1.00	1.00	1.00	1.00	1.00	1.00	1.00
Percentile (50)	2.00	1.00	1.00	1.00	1.00	1.00	1.00
Percentile (75)	2.00	1.00	2.00	2.00	2.00	2.00	2.00
Inter Qrt. Range	1.00	0.00	1.00	1.00	1.00	1.00	1.00
Con. Interval (1%)	1.37	0.92	1.04	1.00	1.16	1.11	1.00
Con. Interval (5%)	1.45	0.99	1.13	1.10	1.23	1.20	1.11
Con. Interval (95%)	1.91	1.41	1.59	1.62	1.65	1.68	1.69
Con. Interval (99%)	1.99	1.48	1.68	1.72	1.72	1.77	1.80

WILLETT - ENGL364-01 - SPRING 2011

	Questions22	Questions23	class rank	missed classes	expected grade
Sample Size	25	25	24	17	25
Number Missing	0	0	0	0	0
Mean	1.40	1.56	3.17	1.65	1.64
Variance	0.25	0.92	0.67	1.12	0.32
Standard Deviation	0.50	0.96	0.82	1.06	0.57
Standard Error	0.10	0.19	0.17	0.26	0.11
Minimum	1.00	1.00	2.00	1.00	1.00
Maximum	2.00	5.00	4.00	5.00	3.00
Median	1.00	1.00	3.00	1.00	2.00
Range	1.00	4.00	2.00	4.00	2.00
Sum	35.00	39.00	76.00	28.00	41.00
Sum of Squares	55.00	83.00	256.00	64.00	75.00
Skewness	0.43	2.27	-0.33	2.26	0.13
Kurtosis	-1.98	6.03	-1.41	5.94	-0.68
T Value	14.00	8.12	19.00	6.42	14.42
Mean Abs. Dev.	0.48	0.72	0.69	0.76	0.51
Percentile (25)	1.00	1.00	2.50	1.00	1.00
Percentile (50)	1.00	1.00	3.00	1.00	2.00
Percentile (75)	2.00	2.00	4.00	2.00	2.00
Inter Qrt. Range	1.00	1.00	1.50	1.00	1.00
Con. Interval (1%)	1.12	1.02	2.70	0.90	1.32
Con. Interval (5%)	1.19	1.16	2.82	1.10	1.41
Con. Interval (95%)	1.61	1.96	3.51	2.19	1.87
Con. Interval (99%)	1.68	2.10	3.63	2.40	1.96

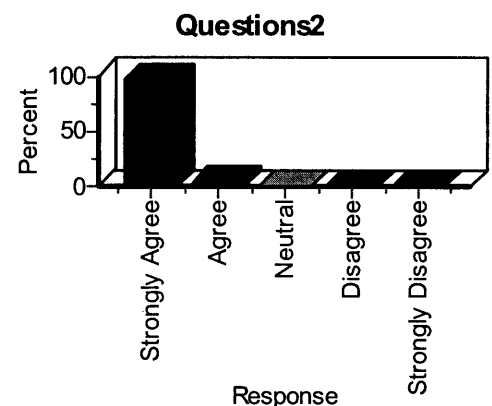
Item Analysis: The instructor was knowledgeable about the subject of this course.

Label	Value	Frequency	Percent
Strongly Agree	1	24	96.00
Agree	2	1	4.00
Neutral	3	0	0.00
Disagree	4	0	0.00
Strongly Disagree	5	0	0.00
Total Valid		25	100.00



Item Analysis: The instructor was always well prepared and organized for class.

Label	Value	Frequency	Percent
Strongly Agree	1	24	96.00
Agree	2	1	4.00
Neutral	3	0	0.00
Disagree	4	0	0.00
Strongly Disagree	5	0	0.00
Total Valid		25	100.00

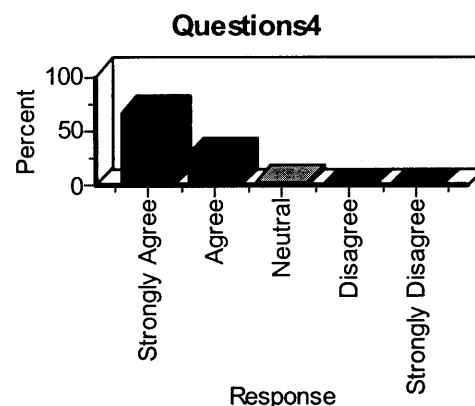


Item Analysis: The instructor gave clear and reasonable course objectives and requirements.

Label	Value	Frequency	Percent
Strongly Agree	1	19	76.00
Agree	2	6	24.00
Neutral	3	0	0.00
Disagree	4	0	0.00
Strongly Disagree	5	0	0.00
Total Valid		25	100.00

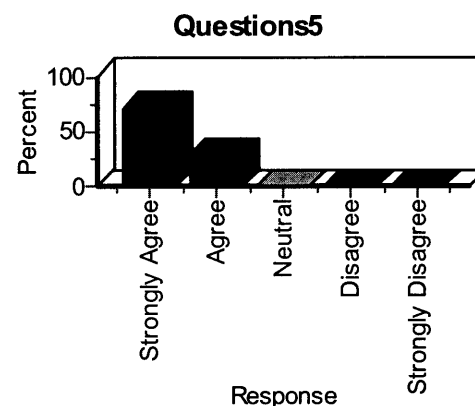
Item Analysis: The instructor required a manageable amount of course work.

Label	Value	Frequency	Percent
Strongly Agree	1	17	68.00
Agree	2	7	28.00
Neutral	3	1	4.00
Disagree	4	0	0.00
Strongly Disagree	5	0	0.00
Total Valid		25	100.00



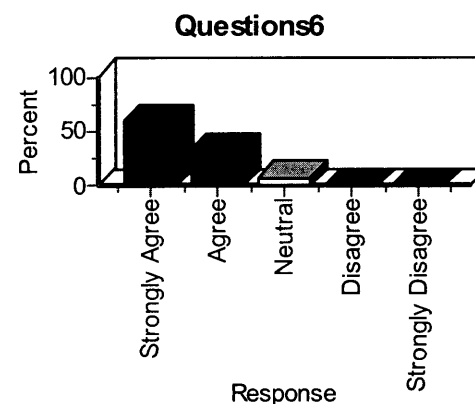
Item Analysis: The instructor successfully clarified and explained difficult materials and topics.

Label	Value	Frequency	Percent
Strongly Agree	1	18	72.00
Agree	2	7	28.00
Neutral	3	0	0.00
Disagree	4	0	0.00
Strongly Disagree	5	0	0.00
Total Valid		25	100.00



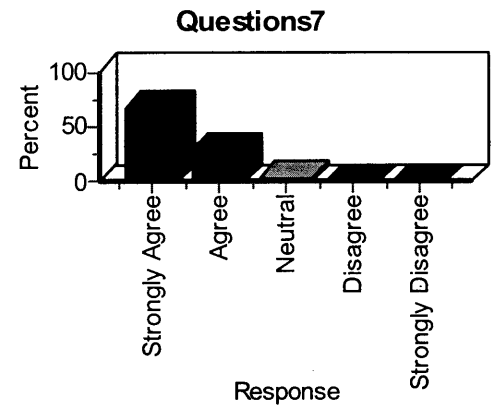
Item Analysis: The insructor seemed to know students did not understand something.

Label	Value	Frequency	Percent
Strongly Agree	1	15	60.00
Agree	2	8	32.00
Neutral	3	2	8.00
Disagree	4	0	0.00
Strongly Disagree	5	0	0.00
Total Valid		25	100.00



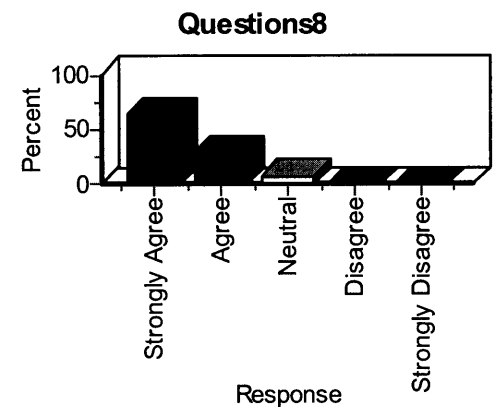
Item Analysis: The instructor gave me helpful feedback on my work.

Label	Value	Frequency	Percent
Strongly Agree	1	17	68.00
Agree	2	7	28.00
Neutral	3	1	4.00
Disagree	4	0	0.00
Strongly Disagree	5	0	0.00
Total Valid		25	100.00



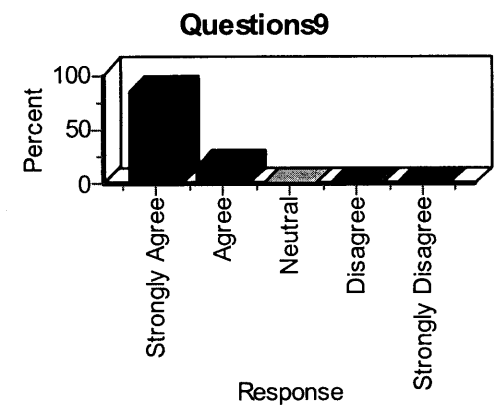
Item Analysis: The instructor was available outside of class to speak with me.

Label	Value	Frequency	Percent
Strongly Agree	1	16	64.00
Agree	2	7	28.00
Neutral	3	2	8.00
Disagree	4	0	0.00
Strongly Disagree	5	0	0.00
Total Valid		25	100.00



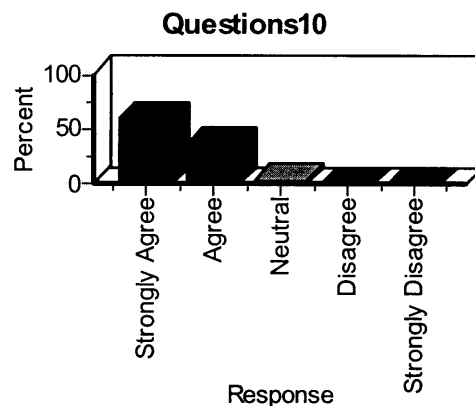
Item Analysis: The instructor created an atmosphere of mutual respect conducive to learning.

Label	Value	Frequency	Percent
Strongly Agree	1	21	84.00
Agree	2	4	16.00
Neutral	3	0	0.00
Disagree	4	0	0.00
Strongly Disagree	5	0	0.00
Total Valid		25	100.00



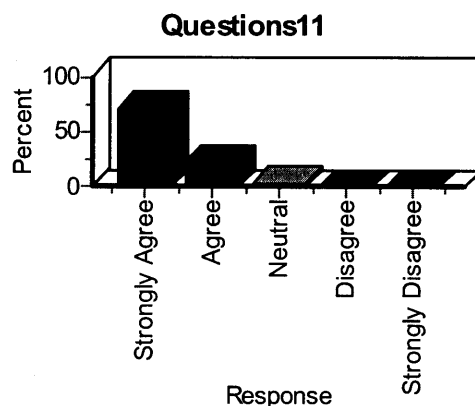
Item Analysis: The instructor helped me integrate what I learned to my experiences outside class.

Label	Value	Frequency	Percent
Strongly Agree	1	15	60.00
Agree	2	9	36.00
Neutral	3	1	4.00
Disagree	4	0	0.00
Strongly Disagree	5	0	0.00
Total Valid		25	100.00



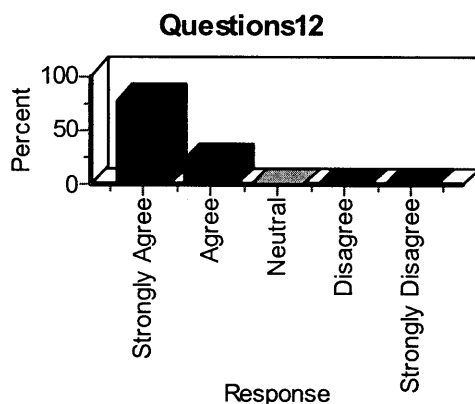
Item Analysis: The instructor returned written work promptly.

Label	Value	Frequency	Percent
Strongly Agree	1	18	72.00
Agree	2	6	24.00
Neutral	3	1	4.00
Disagree	4	0	0.00
Strongly Disagree	5	0	0.00
Total Valid		25	100.00



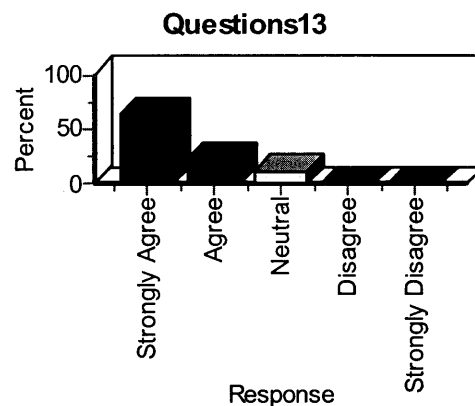
Item Analysis: Tests and assignments reflected what was taught.

Label	Value	Frequency	Percent
Strongly Agree	1	19	76.00
Agree	2	6	24.00
Neutral	3	0	0.00
Disagree	4	0	0.00
Strongly Disagree	5	0	0.00
Total Valid		25	100.00

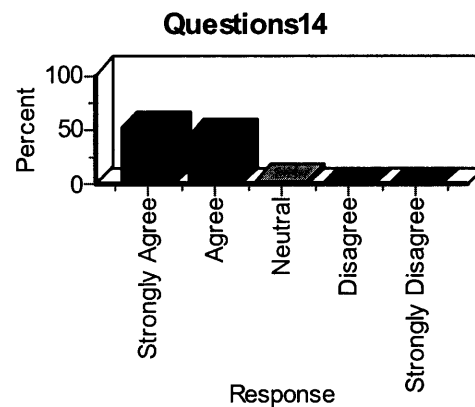


Item Analysis: Tests and assignments were graded fairly.

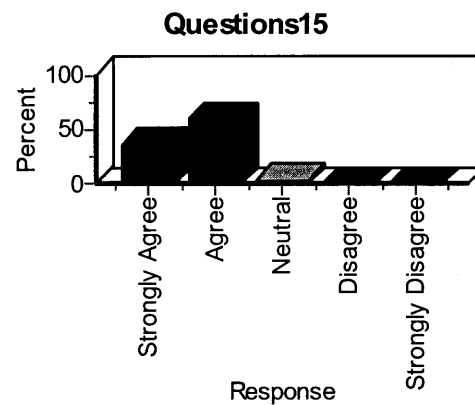
Label	Value	Frequency	Percent
Strongly Agree	1	16	64.00
Agree	2	6	24.00
Neutral	3	3	12.00
Disagree	4	0	0.00
Strongly Disagree	5	0	0.00
Total Valid		25	100.00

**Item Analysis: I, the student became enthusiastic as a result of my instructors presentation.**

Label	Value	Frequency	Percent
Strongly Agree	1	13	52.00
Agree	2	11	44.00
Neutral	3	1	4.00
Disagree	4	0	0.00
Strongly Disagree	5	0	0.00
Total Valid		25	100.00

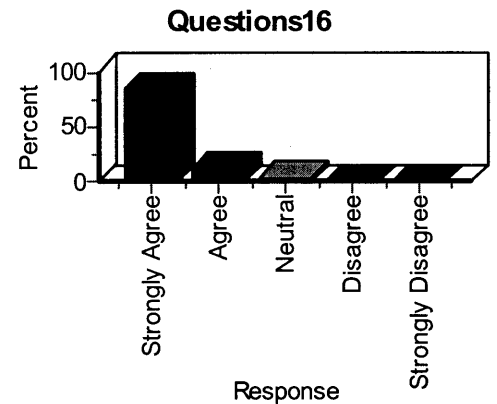
**Item Analysis: I, the student was motivated to work hard by what we did in class.**

Label	Value	Frequency	Percent
Strongly Agree	1	9	36.00
Agree	2	15	60.00
Neutral	3	1	4.00
Disagree	4	0	0.00
Strongly Disagree	5	0	0.00
Total Valid		25	100.00



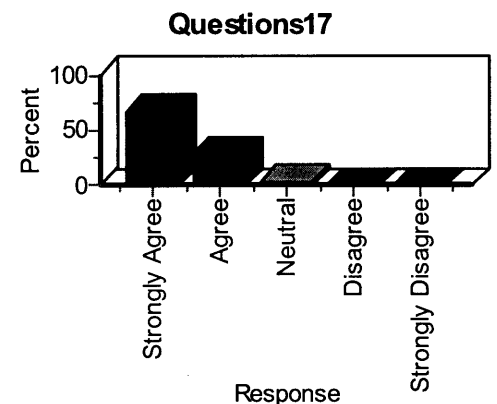
Item Analysis: I, the student did not have trouble understanding when my instructor spoke.

Label	Value	Frequency	Percent
Strongly Agree	1	21	84.00
Agree	2	3	12.00
Neutral	3	1	4.00
Disagree	4	0	0.00
Strongly Disagree	5	0	0.00
Total Valid		25	100.00



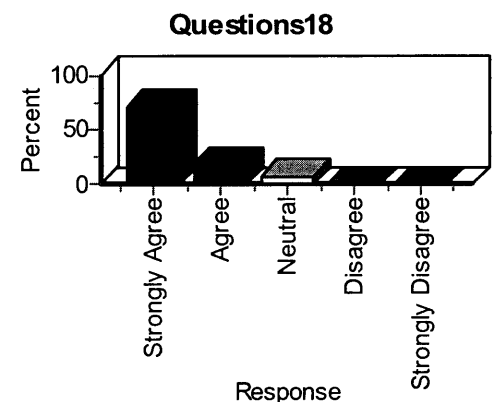
Item Analysis: I, the student was encouraged to think critically about what we were studying.

Label	Value	Frequency	Percent
Strongly Agree	1	17	68.00
Agree	2	7	28.00
Neutral	3	1	4.00
Disagree	4	0	0.00
Strongly Disagree	5	0	0.00
Total Valid		25	100.00



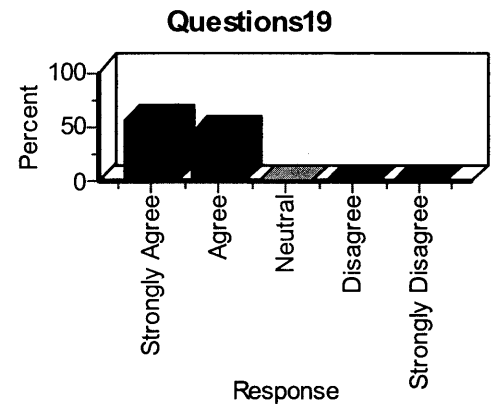
Item Analysis: I, the student felt comfortable asking questions in class.

Label	Value	Frequency	Percent
Strongly Agree	1	18	72.00
Agree	2	5	20.00
Neutral	3	2	8.00
Disagree	4	0	0.00
Strongly Disagree	5	0	0.00
Total Valid		25	100.00



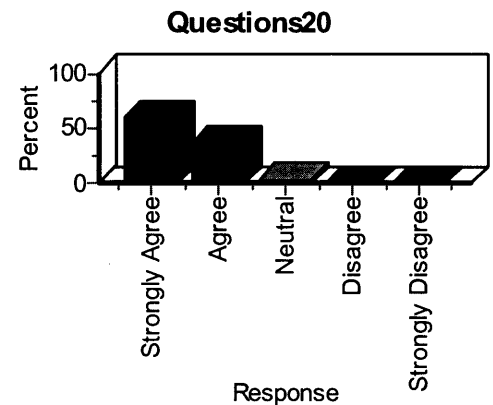
Item Analysis: I, the student was challenged intellectually by this class.

Label	Value	Frequency	Percent
Strongly Agree	1	14	56.00
Agree	2	11	44.00
Neutral	3	0	0.00
Disagree	4	0	0.00
Strongly Disagree	5	0	0.00
Total Valid		25	100.00



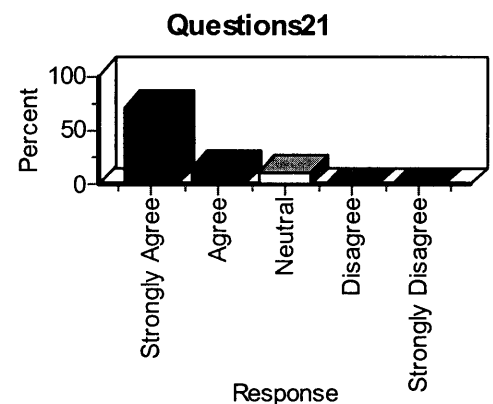
Item Analysis: I, the student felt that my instructor really cared about student progress.

Label	Value	Frequency	Percent
Strongly Agree	1	15	60.00
Agree	2	9	36.00
Neutral	3	1	4.00
Disagree	4	0	0.00
Strongly Disagree	5	0	0.00
Total Valid		25	100.00



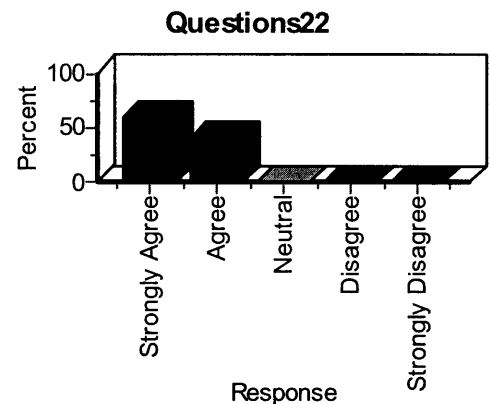
Item Analysis: I, the student felt free to express myself in class.

Label	Value	Frequency	Percent
Strongly Agree	1	18	72.00
Agree	2	4	16.00
Neutral	3	3	12.00
Disagree	4	0	0.00
Strongly Disagree	5	0	0.00
Total Valid		25	100.00



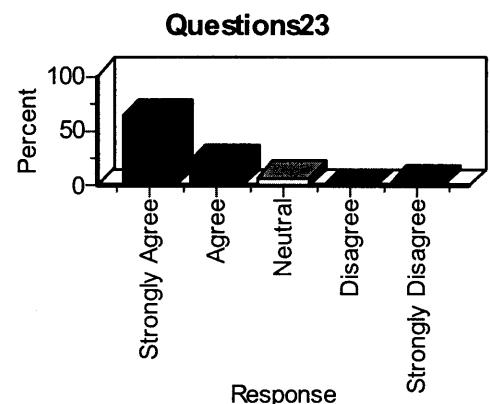
Item Analysis: I, the student had my interest in the subject matter stimulated by this class.

Label	Value	Frequency	Percent
Strongly Agree	1	15	60.00
Agree	2	10	40.00
Neutral	3	0	0.00
Disagree	4	0	0.00
Strongly Disagree	5	0	0.00
Total Valid		25	100.00



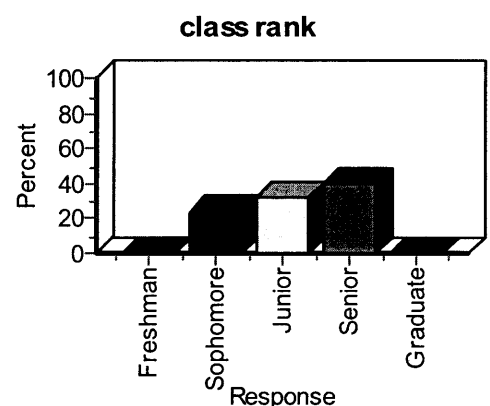
Item Analysis: I, the student would recommend this course to other students.

Label	Value	Frequency	Percent
Strongly Agree	1	16	64.00
Agree	2	6	24.00
Neutral	3	2	8.00
Disagree	4	0	0.00
Strongly Disagree	5	1	4.00
Total Valid		25	100.00



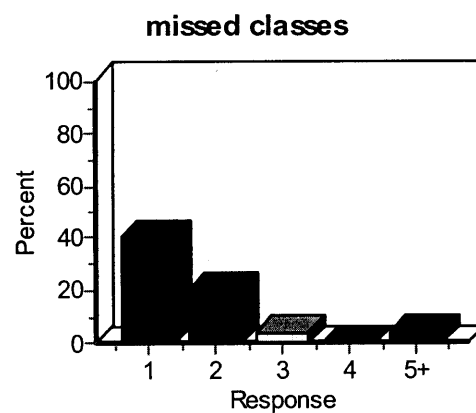
Item Analysis: I am a (Freshman, Sophomore, Junior, Senior, Graduate)

Label	Value	Frequency	Percent
Freshman	1	0	0.00
Sophomore	2	6	24.00
Junior	3	8	32.00
Senior	4	10	40.00
Graduate	5	0	0.00
Total Valid		24	100.00



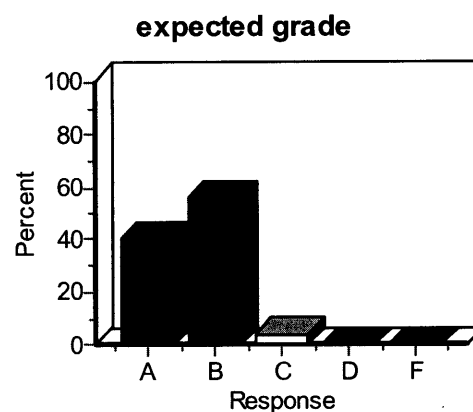
Item Analysis: I missed class(es) during the semester.

Label	Value	Frequency	Percent
1	1	10	40.00
2	2	5	20.00
3	3	1	4.00
4	4	0	0.00
5+	5	1	4.00
Total Valid		17	100.00



Item Analysis: I expect my grade to be.

Label	Value	Frequency	Percent
A	1	10	40.00
B	2	14	56.00
C	3	1	4.00
D	4	0	0.00
F	5	0	0.00
Total Valid		25	100.00



Please describe below what you think about your instructor's overall ability to teach the particular subject and the method of instruction (lecture, discussion, debate, practice exercises, etc.) which was used. This is also an opportunity for you to comment on such things as your instructor's use of textbooks and other written materials, blackboard, overhead projector, films or video and audio tapes.

Suggestions for improvement are also welcome.

I loved the class overall, I just wished the professor would've given extra-credit assignments.

Please describe below what you think about your instructor's overall ability to teach the particular subject and the method of instruction (lecture, discussion, debate, practice exercises, etc.) which was used. This is also an opportunity for you to comment on such things as your instructor's use of textbooks and other written materials, blackboard, overhead projector, films or video and audio tapes.

Suggestions for improvement are also welcome.

Best instructor at Montclair State University. Taught beyond expectations and I learned more from this class than any other this semester. My only issue~~s~~ was that the course work was sometimes more than I could handle between a book and outside source.

Please describe below what you think about your instructor's overall ability to teach the particular subject and the method of instruction (lecture, discussion, debate, practice exercises, etc.) which was used. This is also an opportunity for you to comment on such things as your instructor's use of textbooks and other written materials, blackboard, overhead projector, films or video and audio tapes.

Suggestions for improvement are also welcome.

She is awesome!!!

Highly recommend to others!

Please describe below what you think about your instructor's overall ability to teach the particular subject and the method of instruction (lecture, discussion, debate, practice exercises, etc.) which was used. This is also an opportunity for you to comment on such things as your instructor's use of textbooks and other written materials, blackboard, overhead projector, films or video and audio tapes.

Suggestions for improvement are also welcome.

She is great! Thanks to her I can say now, that I love poetry.

Please describe below what you think about your instructor's overall ability to teach the particular subject and the method of instruction (lecture, discussion, debate, practice exercises, etc.) which was used. This is also an opportunity for you to comment on such things as your instructor's use of textbooks and other written materials, blackboard, overhead projector, films or video and audio tapes.

Suggestions for improvement are also welcome.

Very Clear on one she teaches.
Makes everything clear

Please describe below what you think about your instructor's overall ability to teach the particular subject and the method of instruction (lecture, discussion, debate, practice exercises, etc.) which was used. This is also an opportunity for you to comment on such things as your instructor's use of textbooks and other written materials, blackboard, overhead projector, films or video and audio tapes.

Suggestions for improvement are also welcome.

I absolutely love Somers-Willett. She has been so helpful and made me have a sparkling interest in poetry. She is so helpful and I am never afraid of saying how I feel.

Please describe below what you think about your instructor's overall ability to teach the particular subject and the method of instruction (lecture, discussion, debate, practice exercises, etc.) which was used. This is also an opportunity for you to comment on such things as your instructor's use of textbooks and other written materials, blackboard, overhead projector, films or video and audio tapes.

Suggestions for improvement are also welcome.

- Instructor was/is extremely knowledgeable when it comes to course content.
- usage of outside readings benefitted class discussion

Please describe below what you think about your instructor's overall ability to teach the particular subject and the method of instruction (lecture, discussion, debate, practice exercises, etc.) which was used. This is also an opportunity for you to comment on such things as your instructor's use of textbooks and other written materials, blackboard, overhead projector, films or video and audio tapes.

Suggestions for improvement are also welcome.

lecture, discussion, and debate were all used, mostly discussion which I thought was the best method of instruction because poetry should be expressed differently by everyone and should be expressed by discussion by the entire class.

Please describe below what you think about your instructor's overall ability to teach the particular subject and the method of instruction (lecture, discussion, debate, practice exercises, etc.) which was used. This is also an opportunity for you to comment on such things as your instructor's use of textbooks and other written materials, blackboard, overhead projector, films or video and audio tapes.

Suggestions for improvement are also welcome.



Please describe below what you think about your instructor's overall ability to teach the particular subject and the method of instruction (lecture, discussion, debate, practice exercises, etc.) which was used. This is also an opportunity for you to comment on such things as your instructor's use of textbooks and other written materials, blackboard, overhead projector, films or video and audio tapes.

Suggestions for improvement are also welcome.

She's pretty great, but I would have
liked to see a larger sample of
Contemporary Poetry

Please describe below what you think about your instructor's overall ability to teach the particular subject and the method of instruction (lecture, discussion, debate, practice exercises, etc.) which was used. This is also an opportunity for you to comment on such things as your instructor's use of textbooks and other written materials, blackboard, overhead projector, films or video and audio tapes.

Suggestions for improvement are also welcome.

Dr. Somers-Willett has done an great job presenting the material in an interesting and engaging manner. I did not know a lot about poetry before this class, but I now feel informed and inspired. I felt comfortable participating in class discussions. She is excellent.

Please describe below what you think about your instructor's overall ability to teach the particular subject and the method of instruction (lecture, discussion, debate, practice exercises, etc.) which was used. This is also an opportunity for you to comment on such things as your instructor's use of textbooks and other written materials, blackboard, overhead projector, films or video and audio tapes.

Suggestions for improvement are also welcome.

Although I like the presentations ~~at~~ in the second half of the class, it is ~~a~~ too much time. I can get together with peers and discuss poetry on my own, I'm paying for your presence!